

Fix it with..

MAINTENANCE & REPAIR



The caravan industry is growing.....

Camping is hot again. Only in the Netherlands the camping population grew with more than 1 million people. Holiday makers who used to fly to destinations far away have now discovered camping. In the last years, records were broken continuously.

..... and this provides opportunities for high-quality products!

Innotec stands already for decades in many industries for high-quality products for repairs, cleaning and maintenance. Also for the caravan industry, Innotec avails of an extensive product-range. Freebird is also already for decades a well established player in the caravan -and camper industry, and to make life easier for you both companies are joining forces in the future: everything can be ordered at one partner.

In this brochure you can find an overview of Innotec products and applications which are recommended by Freebird. These products enables professionals in the camping-industry to deliver first class service.

PRETREATMENT

CLEANERS



MULTISOL

APPLICATION: degreasing of the most common surfaces before further processing.



PRODUCT DESCRIPTION: Multisol is a professional degreaser specially developed to thoroughly degrease the most common surfaces before gluing, sealing or any other processing.

Instructions for use:

1. Apply Multisol on a clean, dry and soft cloth and treat the surface
2. Rub dry with a clean, dry and soft cloth
3. Please consider a 10 minutes evaporation-time before starting next steps such as gluing etc.

REPAPLAST CLEANER ANTISTATIC

APPLICATION: cleaning of synthetic materials (such as plastics)



PRODUCT DESCRIPTION: Repaplast Cleaner Antistatic is a professional cleaning product specifically designed for cleaning most types of plastics. Thanks to its unique formula, this product provides the most secure and efficient method for antistatic degreasing and pre-cleaning of plastics prior to repairs or further treatment.

Instructions for use:

1. Apply Repaplast Cleaner Antistatic directly on a clean, dry cloth and treat the surface.
2. Wipe dry with a clean, dry cloth.
3. If you intend to proceed with other jobs such as for example gluing, leave to evaporate for approx. 5 minutes.

PRETREATMENT

CLEANERS



REPAPLAST PRIMER *NEW FORMULA*

APPLICATION: adhesion enhancer suitable for use on most types of plastics.



PRODUCT DESCRIPTION: Repaplast Primer is a professional adhesion enhancer suitable for use on most types of plastics. Thanks to its unique formula, this product considerably enhances adhesive properties upon repairing, gluing and spraying.

Instructions for use:

1. The surface must be clean, dry and free of grease. Sand down or roughen the surface depending on the subsequent treatment. Clean with Innotec Repaplast Cleaner Antistatic.
2. Shake can well before use.
3. Spraying distance ± 25 cm. Apply in one thin, even layer and allow to evaporate for at least 5 minutes.
4. After use, invert can and spray until clear to clean the nozzle.



GLUES & SEALANTS



INNO-SEAL

APPLICATION: gluing and sealing of exterior -and interior parts of the caravan/camper.



PRODUCT DESCRIPTION: Inno-Seal is a unique MS polymer based and permanently elastic sealant with adhesive properties. The product is suitable for gluing and sealing and provides good adhesion to almost any surface in automotive, construction, wood industry and metalworking. It is very quick to form a skin, fast curing, and extremely flexible.

Instructions for use:

1. The surface must be clean, dry and free of grease.
2. Clean surfaces with **Innotec Multisol** or **Innotec Seal and Bond Remover**. Clean plastic surfaces with **Innotec Repaplast Cleaner Antistatic**.
3. Plastic, porous or extremely difficult surfaces must be pre-treated with **Innotec Repaplast Primer** or **Innotec Seal Guard**.
4. Apply directly from the cartridge using a glue gun (**Pro 2000 Gun**, **Easy Grip Gun** or **Air Sealant Applicator 300**).
5. When gluing, join the parts together within 10 minutes.
6. If necessary smooth with **Innotec Seal Fluid** and a spatula.



GLUES & SEALANTS



REPAPLAST FIX

APPLICATION: gluing/repairing of broken plastic parts



PRODUCT DESCRIPTION: Repaplast Fix is a two-component product specially designed for the fast gluing of many different materials. Repaplast Fix has excellent adhesive power and can be used on many different surfaces, including plastic, metal, wood, etc. The product dries ultra fast, so that the glued part can generally be used again after 10 minutes.

Instructions for use:

1. The surface must be clean, dry and free of grease.
2. Clean the surface with **Innotec Repaplast Cleaner Antistatic**
3. In case of (recycled) plastic or surfaces that are difficult to treat such as stainless steel for example, we recommend the use of **Innotec Repaplast Primer**.
4. Because **Repaplast Fix** dries so quickly, set out all the tools you will need before starting the repair or gluing.
5. Fix the mixer nozzle to the double cartridge. When using a new cartridge for the first time, always squeeze out and discard the first two centimetres, to guarantee an optimal mix of the **Repaplast Fix**. After use, do not remove the mixer nozzle; exchange it the next time you want to use the product.
6. Gather the parts to be glued and roughen or sand the contact surfaces.
7. Clean the parts using **Innotec Repaplast Cleaner Antistatic**.
8. If necessary, pre-treat with **Innotec Repaplast Primer**.
9. Use the mixer nozzle to spread the **Repaplast Fix** on the surface and join the parts to be glued together as quickly as possible, within 10 seconds.
10. Keep the repair area fixed for a short time until the **Repaplast Fix** has strengthened sufficiently.
11. The repaired part can be treated again after 10 minutes. This includes milling, drilling, tapping, etc.

PROTECTION



RUBBER CARE

APPLICATION: caring and protection of door -and window rubbers of caravans and campers.



PRODUCT DESCRIPTION: Rubber Care is a versatile maintenance product that protects all rubber seals from drying out, cracking, discolouring, weathering and ageing.

Instructions for use:

1. Make sure the surface is clean, dry and degreased.
2. Apply Rubber Care directly from the packaging by using the specially designed applicator.



PROTECTION



MULTIFLEX COATING SPRAY

APPLICATION: protection of sills, wheelcases and body works



PRODUCT DESCRIPTION: Multiflex Coating Spray is a totally PVC-free stone chip protection that provides a perfect anti-corrosion coating and has excellent sound absorbing qualities. OEM structures can be perfectly imitated.

Instructions for use:

1. The surface must be clean, dry and free of dust and grease.
2. Sand the surface.
3. Clean the surface with Innotec Multisol
4. Shake the aerosol at least 2 minutes before use
5. Spraying distance approx. 20 cm. Apply in even layers until the required texture is achieved. Optionally use the special nozzle with the tube.
6. After use, invert can and spray until clear to clean the nozzle.

GREASE/LUBRICANTS



TOTAL POWER GREASE

APPLICATION: Lubrication of areas where friction of metal-on-metal occur such as the adjustable support below the caravan.















PRODUCT DESCRIPTION: Total Power Grease is an extremely high-quality grease, which, due to its excellent pressure and temperature resistance, is ideal as a universal lubricant. When being applied the product initially is liquid, so it can penetrate deeply between the parts. After the propellant has evaporated away it leaves a solid and pressure-resistant grease behind.

Instructions for use:

1. Make sure the surface is clean, dry, degreased and free of corrosion.
2. Clean the surface with Innotec Multisol, Innotec Ultra Clean or Innotec Power Clean.
3. Shake the aerosol well before use.
4. Spray directly on the part to be lubricated and leave a short time to evaporate.



PRODUCT ORDERLIST


 MULTISOL	PACKAGING	COLOUR	ARTICLE-CODE
	Can 1 Litre	Transparent	04.0151.9999
	Can 5 Litre	Transparent	04.0156.9999
 REPAPLAST CLEANER ANTISTATIC	PACKAGING	COLOUR	ARTICLE-CODE
	Aerosol 500 ml	Transparent	04.0163.9999
	Can 5 Litre	Transparent	04.0164.9999
 REPAPLAST PRIMER	PACKAGING	COLOUR	ARTICLE-CODE
	Aerosol 500 ml	Transparent	02.0135.9999
 INNO-SEAL	PACKAGING	COLOUR	ARTICLE-CODE
	290 ml cartridge	Grey	01.2432.0070
	290 ml cartridge	White	01.2432.0100
	290 ml cartridge	Black	01.2432.0000
 REPAPLAST FIX	PACKAGING	COLOUR	ARTICLE-CODE
	Dual-cartridge 50 ml	Black	07.1432.0000
	Dual-cartridge 50 ml	White	07.1432.0100
 RUBBER CARE	PACKAGING	COLOUR	ARTICLE-CODE
	Bottle 100 ml	-	04.3158.9999
 MULTIFLEX COATING SPRAY	PACKAGING	COLOUR	ARTICLE-CODE
	Aerosol 500 ml	Black	02.1131.5000
 TOTAL POWER GREASE	PACKAGING	COLOUR	ARTICLE-CODE
	Aerosol 500 ml	-	03.0110.9999
 UNIFIX 300 S	PACKAGING	COLOUR	ARTICLE-CODE
	Dual-cartridge 50 ml	White	07.1450.0100
 SEAL AND BOND REMOVER	PACKAGING	COLOUR	ARTICLE-CODE
	Aerosol 500 ml	Transparent	04.0107.9999
 MIXER GUN	PACKAGING	COLOUR	ARTICLE-CODE
	Per piece	n.a.	90.0905.9999
 MIXER NOZZLE	PACKAGING	COLOUR	ARTICLE-CODE
	Per piece	n.a.	90.2906.9999

MISCELLANEOUS



UNIFIX WIT

APPLICATION: Injection material for repairing wrong, too large or worn-out (drill) holes.



PRODUCT DESCRIPTION: Unifix 300 S is a fast drying and slightly expanding 2-component injection material that can be used for the most various installation jobs in the construction and maintenance sector (e.g. worn out drill holes), but also in automotive, mobility, industry and marine. Thanks to the quick and excellent adhesion of this product, repair and mounting work can be performed a lot quicker.

Instructions for use:

1. Determine the location and diameter of the hole to be drilled.
2. After drilling, always remove any loose residue and make sure that the hole is dust-free.
3. In hollow building blocks or plates, always insert a mesh sleeve and then cut off the excess length.
4. Place the mixing nozzle on the dual cartridge.
5. Before using the cartridge for the first time, squeeze out the first 2 cm of product and discard it (after use, do not remove the mixing nozzle; exchange it the next time you want to use the product).
6. Fill the drill hole completely from the bottom up with **Innotec Unifix 300 S**.
7. After a few minutes the product will expand out of the hole. After 5 minutes already the excess product can be cut off at surface level using a knife or other sharp object.
8. Almost immediately after the screw can be turned into the filling material. Rough-drilling is possible and even recommended after full curing of the product (with a drill diameter of 1,5 mm smaller than the screw diameter).


Recommended by::

FREEBIRD

MISCELLANEOUS

SEAL AND BOND REMOVER

APPLICATION: Removing remains of glue, sealant and stickers.



PRODUCT DESCRIPTION: Seal and Bond Remover is a slow-evaporating universal degreaser that can also be perfectly used for the quick and efficient removal of all kinds of adhesive and sealant residues. The product softens most adhesives and sealants making them easier to remove.

Instructions for use:	
1.	Shake can well before use.
2.	Spray Seal and Bond Remover on the surface to be treated and allow to work in for a while.
3.	remove the adhesive / tar / sealant / chewing gum residue with a Multi Wipe
4.	Wipe with a clean, dry cloth or Multi Wipe.
5.	In case of thick layers, first remove the upper layer, then repeat the treatment.



MISCELLANEOUS



MIXER GUN

APPLICATION: The Mixer Gun is a specially developed gun for the 50 ml twin cartridges.



PRODUCT DESCRIPTION: The Mixer Gun is a specially developed gun for the 50 ml twin cartridges. The gun is made of high-quality plastic. Transfer is extremely accurate, as a result of which the product can be dosed with great precision.

The Mixer Gun is made in such a way that the dual cartridge can be changed in just a few seconds. The product used in the gun is fully visible, which helps prevent application mistakes.

Instructions for use:

1. Pull the shutter up and pull the cartridge holder backwards.
2. Put the twin cartridge in the mixer gun and lock on the topside
3. Put the mixer-nozzle on the twin cartridge
- 4 Before using the cartridge for the first time, squeeze out the first 2 cm of product and discard it (after use, do not remove the mixing nozzle; exchange it the next time you want to use the product).
5. Put the shutter up to release the tension off the twin cartridge.

Recommended by:

FREEBIRD


MISCELLANEOUS

NOZZLES

APPLICATION: The Innotec Mixer Nozzle ensures an optimal mixing ratio of the 2-component products Repaplast Fix, Unifix and twin cartridge in the mixer gun.



PRODUCT DESCRIPTION: The Innotec Mixer Nozzle ensures an optimal mixing ratio of the 2-component products **Repaplast Fix** and **Unifix**. We also advise to use the nozzles for the twin cartridge in the mixer gun.



Innovative caravan & camper care.



Would you like to find out more about our products?
We are looking forward to assist!

As you can see, Freebird is offering a complete portfolio now, providing great opportunities and convenience in the caravan - and camper industry.

Do you need additional information or assistance? We are happy to provide the required advise or an extensive training on our products and their applications.

Additional product information can be found on www.innotec.nl.

FREEBIRD

De Tweeling 8
5215 MC 's Hertogenbosch

073 548 11 01
pascal@freebird.nl

or order via our website/shop
www.freebird-aluminium.nl

in partnership with



INNOTEC is distributed by Mirari